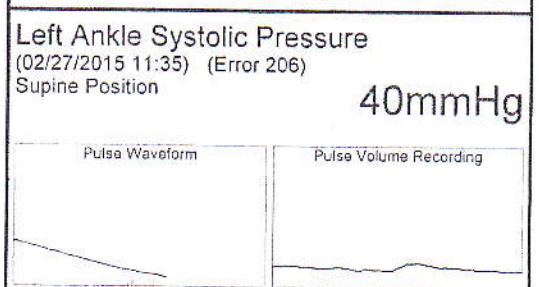
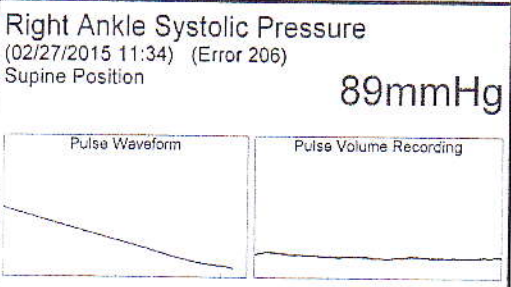
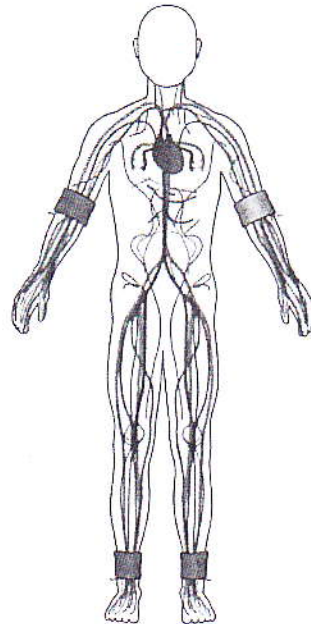
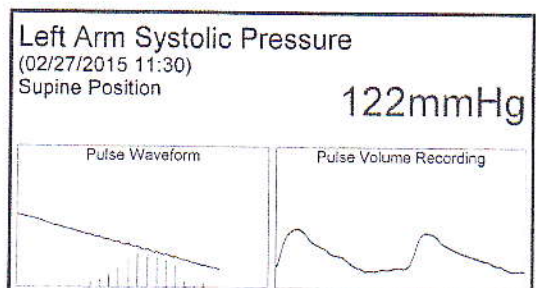
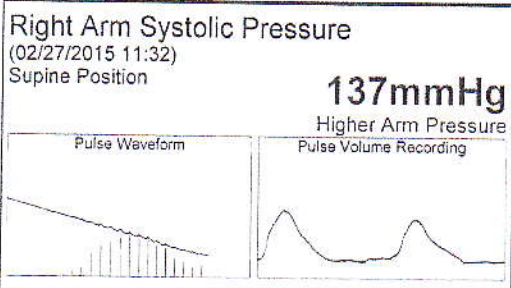


PADCHEK™

ABI/PVR

WASHINGTON
 HealthCare Partners Nevada
 1000 S Rainbow
 Las Vegas, NV 89145
 702-259-0088

Patient ID#: [REDACTED]
 Name: [REDACTED]
 Gender: Male
 Age: 67 Yrs
 Date: 02/27/2015



Right ABI
 $\frac{\text{Right Ankle Pressure}}{\text{Higher Arm Pressure}} =$
The result is out of range
0.65

Left ABI
 $\frac{\text{Left Ankle Pressure}}{\text{Higher Arm Pressure}} =$
The result is out of range
0.29

Ankle Brachial Index (ABI) Interpretation

J. Am. Coll. Cardiol. 2006;47:e1-e192 Figure 6.

- ≥1.30 Non-compressible
- 1.00-1.29 Normal
- 0.91-0.99 Borderline (equivocal)
- 0.41-0.90 Mild to Moderate peripheral artery disease
- ≤0.40 Severe peripheral artery disease

M

Blood Pressure in Sitting Position

Systolic Diastolic Pulse Pressure Pulse

Sitting Blood Pressure Interpretation NHLBI JNC7 Hypertension Guidelines: 2003 (Unit : mmHg)

- <120 and <80 Normal
- 120-139 or 80 - 89 Prehypertension
- 140 -159 or 90 - 99 Stage 1 Hypertension
- ≥160 or ≥100 Stage 2 Hypertension

Pulse Pressure ≥ 60mmHg: Increased Risk (Internal Medicine News 2000;33:1-2)